




Jenbacher gas engines
Technical Specification



JMS 320 GS-N.L

Natural gas 1.063kW el.



Jenbacher gas engines

Technical Specification

JMS 320 GS-N.L

Natural gas 1.063kW el.

CO-GEN Module data:

Electrical output	kW el.	1.063
Recoverable thermal output (120 °C)	kW	1.208
Energy input	kW	2.605
Fuel Consumption based on a LHV of 9,5 kWh/Nm ³	Nm ³ /h	274
Electrical efficiency	%	40,8%
Thermal efficiency	%	46,4%
Total efficiency	%	87,2%
Heat to be dissipated (LT-Circuit)	kW	65

Emission values:

NOx < 500 mg/Nm³ (5% O2)

Additional information:

Sound pressure level (engine, average value 1m)	dB(A)	96
Sound pressure level exhaust gas (1m, 30° off engine)	dB(A)	122
Exhaust gas mass flow rate, wet	kg/h	5.675
Exhaust gas volume, wet	Nm ³ /h	4.487
Max.admissible exhaust back pressure after engine	mbar	60
Exhaust gas temperature at full load	°C [8]	427
Combustion air mass flow rate	kg/h	5.487
Combustion air volume	Nm ³ /h	4.245
Max. inlet cooling water temp. (intercooler)	°C	40
Max. pressure drop in front of intake-air filter	mbar	10
Return temperature	°C	70
Forward temperature	°C	90
Hot water flow rate	m ³ /h	51,9

Engine data:

Engine type		J 320 GS-C05
Configuration		V 70°
No. of cylinders		20
Bore	mm	135
Stroke	mm	170
Piston displacement	lit	48,67
Nominal speed	rpm	1.500
Mean piston speed	m/s	8,5
Mean effe. press. at stand. power and nom. sp	bar	18,00
Compression ratio	Epsilon	12,5
ISO standard fuel stop power ICFN	kW	1095
Spec. fuel consumption of engine	kWh/kWh	2,38
Specific lube oil consumption	g/kWh	0,30
Weight dry	kg	5.000
Filling capacity lube oil	lit	370
Based on methane number	MZ	70

Alternator:

Manufacturer	STAMFORD e)	
Type	PE 734 C2 e)	
Type rating	kVA	1.550
Efficiency at p.f. = 1,0	%	97,1%
Efficiency at p.f. = 0,8	%	96,0%
Ratings at p.f. = 1,0	kW	1.063
Ratings at p.f. = 0,8	kW	1.051
Frequency	Hz	50
Voltage	V	400
Protection Class		IP 23
Insulation class		H
Speed	rpm	1.500
Mass	kg	2.967

Technical parameters:

Applicable standards:

Based on DIN-ISO 3046

Based on VDE 0530 REM with specified tolerance

Standard conditions:

Air pressure: 1000 mbar or 100 m above sea level

Air temperature: 25°C or 298 K

Relative Humidity: 30%

Engine output derating:

for plants installed at > 500m above sea level and/or intake temperature > 30°C, the reduction of engine power is determined for each project.

Gas quality:

according to TA 1000-0300

Gas flow pressure: 80 - 200 mbar

(Lower gas pressures upon inquiry)

Max. variation in gas pressure: ±10%



>>> Scope of supply genset - JGS 320 GS-N.L

Basic engine equipment:

- *Exhaust gas turbocharger, Intercooler
- *Motorized carburator for LEANOX control
- *Electronic contactless high performance ignition system
- *Lubricating oil pump (gear driven)
- *Lubricating oil filters in main circuit
- *Lubricating oil sump; Lubricating oil heat exchanger
- *Jacket water pump
- *Fuel-, lubricating oil and jacket water pipe work on engine
- *Flywheel for alternator operation; Exhaust gas manifold
- *Viscous damper
- *Knock sensors

Engine accessories:

- *Electric starter motor
- *Electronic speed governor
- *Electronic speed monitoring device including starting and overspeed control
- *Transducers and switches for oil pressure, jacket water temp., jacket water pressure, charge pressure and mixture temperature
- *One thermocouple per cylinder

Supplied loose:

Gas train according to DIN-DVGW consisting of:

- *Manual stop valve, fuel gas filter, two solenoid valves, Leakage control device, gas pressure regulator

Documentation:

- *Operating and maintenance manual
- *Spare parts manual
- *Drawings

Assembly, painting, testing in Jenbach/Austria

Module equipment:

- *Base frame for gas engine, alternator and heat exchangers
- *Internal pole alternator with excitation alternator and with automatic voltage regulator; p.f. 0,8 lagging to 1,0
- *Flexible coupling, bell housing
- *Anti-vibration mounts
- *Air filter
- *Automatic lube oil replenishing with level control
- *Wiring of components to module interface panel
- *Crankcase breather
- *Jacket water electric preheating

Module control panel:

- *Totally enclosed, single door cubicle, wired to terminals and ready to operate, protection IP 41 outside, IP 10 inside, according to VDE-standards

Control equipment:

- *Engine-Management-System dia.ne (Dialog Network)
- **Visualisation (industry PC-10" color graphics display): Operation data, controller display, Exh. gas temp., Generator electr. connection, etc.
- **Central engine- and module control: Speed-, Power output-, LEANOX-Control and knock control, etc.
- *Multi-transducer
- *Lockable operation mode selector switch
Positions: "OFF", "MANUAL", "AUTOMATIC"
- *Demand switch

>>> Scope of supply module - JMS 320 GS-N.L

Identical to Genset except that heat recovery is included.

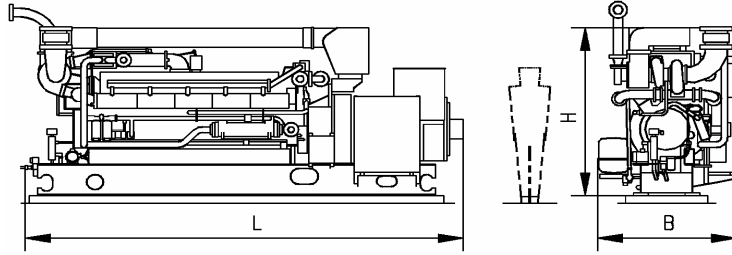
- *jacket water heat exchanger mounted on module frame
- *exhaust gas heat exchanger delivered loose
- *all heat exchangers with complete pipework
- *Heat exchangers and all inherent auxiliaries

>>> Scope of supply container - JG(M)C 320 GS-N.L

- *Identical to module/genset but installed in 40' ISO container (65 dB(A) @ 10m); complete with all pipework and fittings
- *Twin circuit radiation cooler for dissipation of intercooler jacket water and lube oil thermal output; ventilation equipment
- *Gas & smoke detectors; exhaust silencer; lube oil equipment; starting system; flexible connections
- *Separate control room complete with generator switchgear and all internal power and monitoring cables



Genset



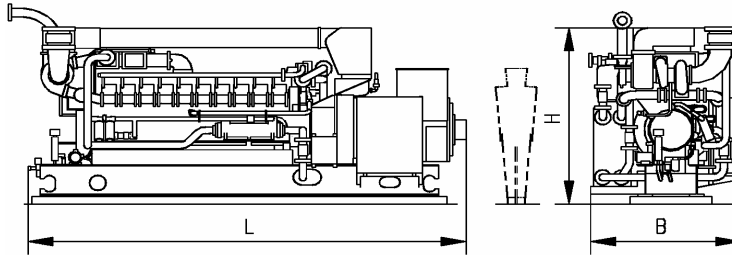
Main dimensions and weights (approximate value)

Length L	mm	5.700
Width B	mm	1.700
Height H	mm	2.300
Weight empty	kg	10.500
Weight filled	kg	11.000

Connections (at genset)

Jacket water inlet and outlet	DN/PN	80/10
Exhaust gas outlet	DN/PN	250/10
Fuel gas (at gas train)	DN/PN	80/16
Intercooler water connection:		
Low Temperature Circuit	DN/PN	65/10

Module



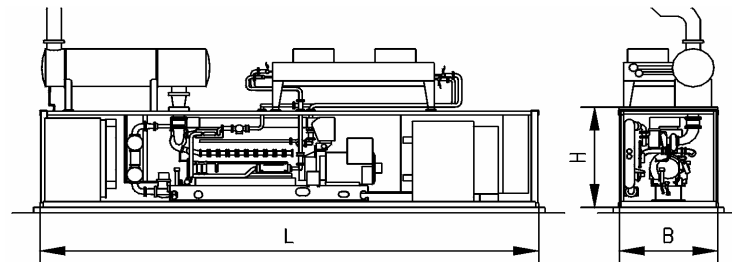
Main dimensions and weights (approximate value)

Length L	mm	5.700
Width B	mm	1.900
Height H	mm	2.300
Weight empty	kg	11.000
Weight filled	kg	11.500

Connections (at module)

Hot water inlet and outlet	DN/PN	80/10
Exhaust gas outlet	DN/PN	250/10
Fuel gas (at gas train)	DN/PN	80/16
Intercooler water connection:		
Intercooler water-Inlet/Outlet 2nd stage	DN/PN	65/10

Container



Main dimensions and weights (approximate value)

Length L	mm	12.200
Width B	mm	2.500
Height H	mm	2.600
Container weight (dry)	kg	26.500
Container weight (filled)	kg	28.000

Connections (container)

Jacket water inlet and outlet	DN/PN	80/10
Exhaust gas outlet	DN/PN	250/10
Fuel gas connection (container)	mm	100/16
Fresh oil connection	G	28x2"